

ENVIRO-STAR



800 Series by OKNA Windows



CARE FOR WHERE YOU ARE

DOUBLE HUNG

With Enviro-Star windows, we are pleased to provide a breakthrough product which offers a myriad of glass and structural options to seamlessly blend with any decor while providing exceptional energy efficiency.

The real secret of this window's performance is its exceptionally low air infiltration ratings which can lower the energy consumption of a typical home by 25–40% according to the U.S. Department of Energy. This unique feature, combined with our HeatSeal® Glass Package or HeatSeal® Triple Glass Package, offers superior thermal performance and exceeds the most rigorous energy requirements.

Enviro-Star windows provide a refined, traditional wood window finish without the maintenance, making this window a sophisticated choice.


ENVIRO

DOUBLE HUNG

Double Hung is the most common window style used in American homes. Here are some reasons why Enviro-Star windows stand out above the rest.



- A** Full 3 1/4" Depth uPVC Fusion Welded Frame and Sashes
- B** Additional High-Density Composite Reinforcement
- C** Metal Hardware & Handles for Fine & Traditional Look
- D** Full Integral Interlock with Double Weatherstripping
- E** Sill Dam Wall Mortised into Jamb
- F** Dual Dam Leg (Sash and Sill Interlock)
- G** Magnetic Seals
- H** Multichambered Extrusion*
- I** Screen Groove



WOCD (Window Opening Control Device) *Optional*

When activated, the WOCD device will allow the window to be opened no more than four inches. If you would like to open the window fully, you can deactivate the device and when you close the window the device automatically reactivates.

Available in White and Almond. Only available on Double Hung windows. Not available on laminates.



**Foam insertion optional*

POWERLIFT Balance System (Double Hung)

PowerLift (Block-and-Tackle) balance system used in our windows can achieve life cycles as high as **28,000** cycles. Constant Force, commonly used by other window manufacturers, only achieves **5,000** cycles.**



**Based on test performed by BSI Hardware-Amesbury Group.



SLIDER

The Slider is a popular style for today's homes. Enviro-Star combines a sleek design for more glass viewing area and exceptional performance.

- **uPVC Fusion Welded Sash and Frame Corners** for excellent performance. Sill on sliding window contains 4 weep holes for enhanced water drainage. (Img. 1)
- **The Slider Features a Handle Style** based on traditional wood windows. (Img. 2)
- **Double Weatherstripping System** around sliding sash for enhanced performance and reduced air infiltration.
- **Double Weatherstripping Interlock** designed for excellent insulating performance.
- **Standard Smooth Glide System** uses brass wheels to allow the sliding window to smoothly glide across its track. The EZ Glide System is available for optional upgrade.
- **Multichambered Design** that buffers interior and exterior temperatures.
- **Standard Factory-Installed Bumpers** ensure quiet operation.
- **Dual Heavy-Duty Cam Lock & Keeper** on windows over 24 inches high for added security.
- **Vent Latches** help to limit ventilation openings. (Img. 3)
Vent latches are not available on laminated windows.



This image highlights our Winchester wood laminate color as well as our optional Brushed Nickel hardware.


Smooth Glide System *Standard*

High quality brass wheels allow the slider to smoothly glide across its track.



EZ Glide System *Optional*

This system contains an anodized aluminum track and precision ball-bearing wheels for smoother glide and operation especially with oversized and triple pane units.



CASEMENT

- **OKNA Casement Windows** open fully for maximum ventilation and easy cleaning from inside the home.
- **Full 3¼” Depth uPVC Fusion Welded Frame and Sashes**
- **A Progressive Multipoint Locking System** allows for a weathertight seal by drawing the sash firmly and securely to the master frame. The multipoint locking system also offers added security by providing additional points of reinforcement on the window.
- **Heavy-Duty Extruded Beveled Full Screen** comes standard on Casement & Awning, preventing any reduction in visible glass sometimes occurring in competitor screens.
- **Coastal Hardware** available for coastal regions.



HARDWARE Options (Casement)

Casement windows come standard with a folding crank handle. Not only do they minimize the interference with blinds and other window treatments, but they also add that extra wow factor to complete your window order! OKNA Euro-White windows come standard with Euro-White hardware. Laminated windows will come standard with our Adobe Gray hardware, except for Onyx Black, which comes with Matte Bronze. These options can be upgraded with the other hardware finishes for an extra fee.



Antique Brass
Optional



Cocoa
Optional on All Laminates



Adobe Gray
Standard on Laminates Except Onyx Black



Euro-White
Standard



Matte Bronze
Optional (Standard on Onyx Black Laminate)



Brushed Nickel
Optional



Almond
Standard on Solid Almond



WOCD (Window Opening Control Device) *Optional*

The Casement & Awning WOCD can easily disengage and reengage to limit the unit’s opening when necessary, in compliance with ATSM F2090-21.

AWNING

Our Awning Windows offer a sleek, contemporary look and are practical in areas with obstructions. They can be used individually and as part of multiwindow configurations.





BAY & BOW





Bay & Bow Windows are one of the most popular ways to give your room more light and space without adding square footage. These windows add charm and beauty to any room. They are ideal for creating breakfast nooks, dining areas, bath surrounds, and mini greenhouses. OKNA Bays & Bows are made to order. For the side units of your Bay & Bow Windows, you can choose from 4 different degree angles to achieve the look you desire. Once you've chosen the angle, we can build Bay or Bow Windows in an endless variety of sizes.

Superior Construction

No other manufacturer has a greater commitment to quality than OKNA Windows. Our new, redesigned Bay & Bow Windows have incorporated the latest innovation in fenestration technology to provide a window that is energy efficient, functional, and beautiful.

- **2" Insulated Head & Seat Board** with Furniture Grade Birch or Oak Veneer (Img 1) & Standard 1 ¼" jamb.
- **Water Penetration Barrier** below each window and mullion (Img 2)
- **Silicone Free Interior and Exterior** (Img 3)
- **Standard Foam-Insulated Mullions & Threaded Steel Rod** (Img 4)



Projection Laminate Formica

Optional

Finish your Bay or Bow projection with Laminate Formica, simplifying installation without painting or sealing.



Euro-White



GARDEN

- **Fully Welded, Rigid uPVC Vinyl Frame** for greater strength and stability.
- **Aluminum and Steel Reinforcements** in the front mullion.
- **The Multipoint Locking System** provides a tighter seal and added security.
- **Twin Sealing/Fully Screened/Operating Casements** with external glazing for improved weather protection.
- **Glass Shelf with Steel Support System** is available for units over 42".
- **Window Shipped Completely Assembled** for easy installation.
- **AAMA Certified DP-50 (R50) Rating** for units ≤ 63" x 63".



Myriad of Configurations

CASEMENT=CA

PICTURE=PW

DOUBLE HUNG=DH

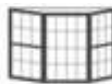
BAY



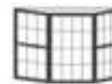
30°
CA-PW-CA




45°
CA-PW-CA



30°
DH-PW-DH



45°
DH-PW-DH



30°
CA-CA-CA-CA
(Custom)



45°
CA-CA-CA-CA
(Custom)

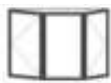


30°
DH-DH-DH-DH
(Custom)

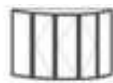


45°
DH-DH-DH-DH
(Custom)

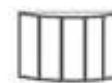
BOW



10°
CA-PW-CA
(Custom)



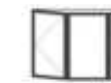
10°
PW-CA-CA-CA-PW



10°
PW-PW-PW-PW-PW



10°
CA-CA-PW-CA-CA



15°
CA-PW-CA
(Custom)



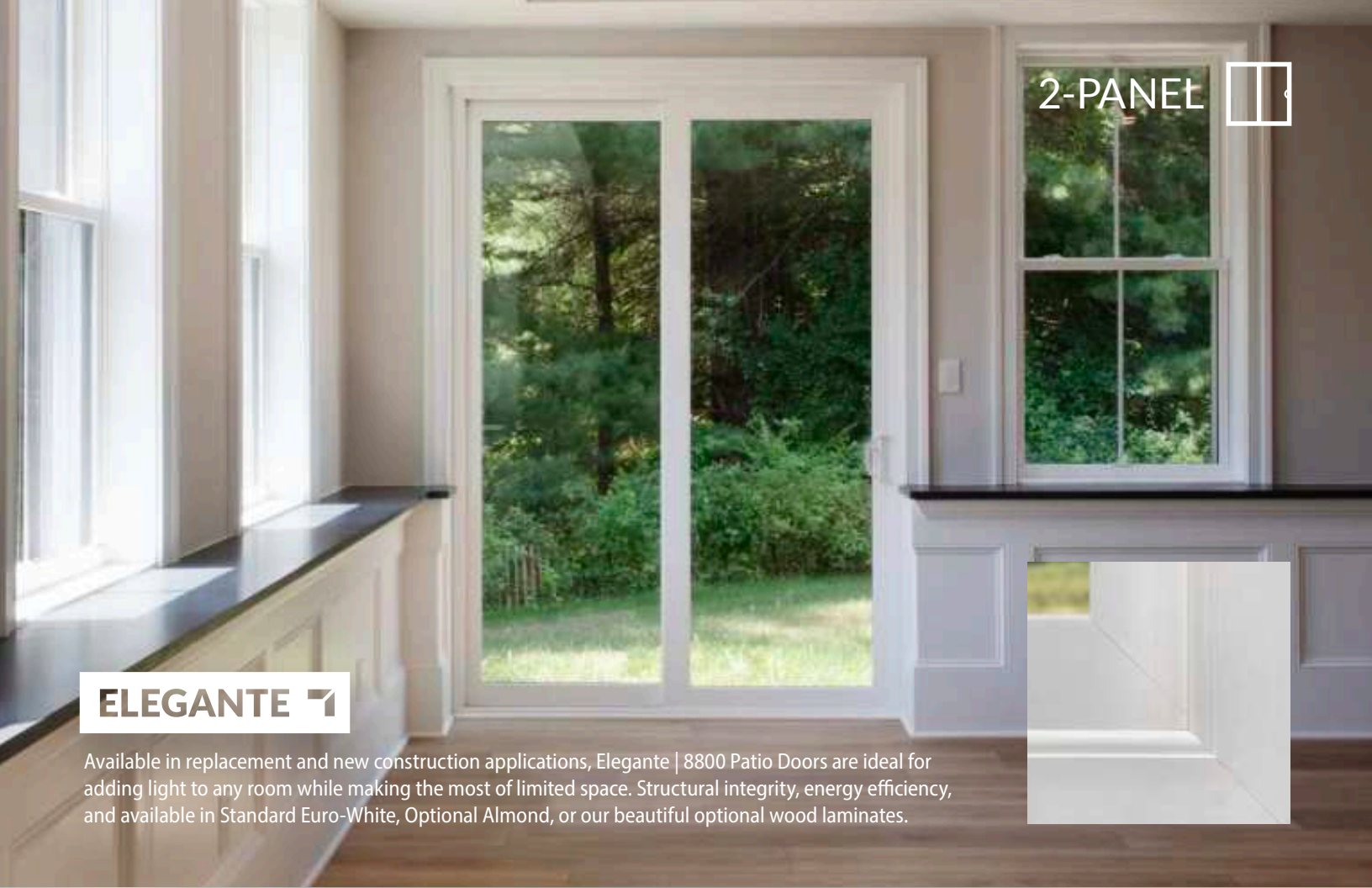
15°
PW-CA-CA-CA-PW



15°
PW-PW-PW-PW-PW



15°
CA-CA-PW-CA-CA




2-PANEL 

ELEGANTE

Available in replacement and new construction applications, Elegante | 8800 Patio Doors are ideal for adding light to any room while making the most of limited space. Structural integrity, energy efficiency, and available in Standard Euro-White, Optional Almond, or our beautiful optional wood laminates.



FEATURES & OPTIONS FOR **ELEGANTE **, **FORESTER **, **PANORAMA ** **E ** **F **, & UNLESS OTHERWISE NOTED.



Anodized Aluminum Track/Threshold
Screen & roller tracks and threshold for increased strength, durability, and longevity.



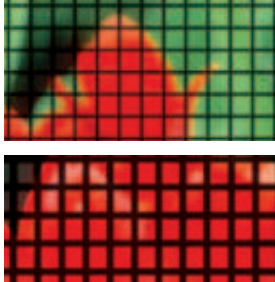
Interlocking Meeting Rail
Quadruple weatherstripping, controls air/water/dust/noise infiltration. Full-length heavy gauge reinforcements for rigidity and strength.



Thermally Welded Main Frame
Multichambered 5 1/2" main frame, superior strength and insulation. Better thermal efficiency with optional foam.



Precision-Bearing Tandem Rollers
Operating panels are equipped with adjustable composite precision-bearing tandem rollers for smooth and quiet operation.





ThruVision PLUS® Screens
Our fiberglass improved-visibility screen (above), providing both durability and a less obstructed view than the industry average (below).

Patio Door Pet Screen *Optional*

"Pet Screen"* is seven times stronger than traditional insect screening and offers excellent outward visibility. Ideal for those areas prime for potential damage and heavy wear in high-traffic areas.

**Available on Patio Doors only.*



FORESTER

This door is built using a butt-joint weld, showcasing traditional joinery with the benefits of advanced fusion welding. Forester is available in Standard Euro-White, Optional Almond, and our beautiful laminates.



Multipoint Locking System *Optional*

Upgrade with optional Multipoint Locking System*, with four locking points for added security and used with locking exterior hardware only.

**Multipoint Locking System are standard with 4-panel Patio Doors.*

Foot Lock *Optional*

Our push button spring-loaded foot lock is easy to lock and can be set to allow ventilation while having extra security.

Available in:



Euro-White



Almond



Cocoa



Black**

***Available for Onyx Black 8200/9200 only.*

Retractable Mini Blinds *Optional*

Installed between the glass, retractable Mini Blinds allow light and privacy control by raising, lowering, and adjusting tilting.

Available on Elegante and Forester Patio Doors, for 5' & 6' only.





PATIO

PANORAMA

E



F



4 PANELS • CENTER-OPENING • MULTIPOINT LOCKING SYSTEM



Panorama joins the Patio Door Collection, offering a center-opening, 4-panel unit for replacement or new construction applications, with Multipoint Locking System that provides four locking points for increased security. Panorama is available with **ELEGANTE** 9000PD corner welding (E, above) or **FORESTER** 9200PD butt joints (F, below), for a traditional true-wood appearance. Available in Euro-White, Almond, and our beautiful wood and Onyx Black* laminates.

Catalogue 4-panel unit widths include 107 1/4", 116 1/4", & 140 1/4".

Maximum custom width 144". Maximum custom height 96".

Standard Multipoint Locking System and Euro-White hardware.

Available in Euro-White, Almond, and our beautiful wood and Onyx Black laminates.

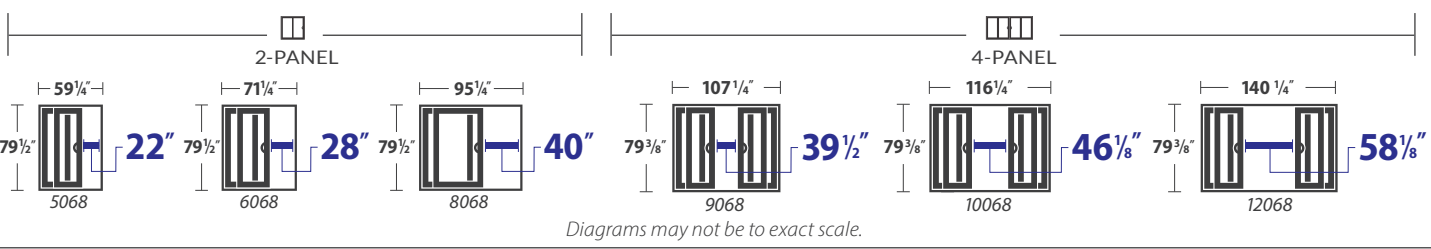
**Onyx Black not available for Elegante | 8800PD or Panorama E | 9000PD.*



TAKE A GOOD, LONG

LOOK

CATALOGUE SIZES & CLEAR OPENINGS



Merit Lock System

Our standard is a classic patio door handle that will match any home decor.



Euro-White
Standard

Almond
Standard on Winchester

Cocoa
Standard on Melrose Cherry and Dark Oak



Antique Brass Optional

Brushed Nickel Optional

Matte Bronze Optional
(Standard on Onyx Black Laminate)

Coastal hardware available for coastal regions.

Intuition Lock System

The ergonomic ONE-MOTION operation allows unlock/open in a single fluid motion.



Euro-White
Standard

Almond
Standard on Winchester

Cocoa
Standard on Melrose Cherry and Dark Oak



Antique Brass Optional

Brushed Nickel Optional

Matte Bronze Optional
(Standard on Onyx Black Laminate)

Exterior Hardware

We offer two options for exterior hardware on your patio door, locking and non-locking*.

If you have a custom exterior color on your patio door, we will pick one of the hardware options to best match the color.

Exterior hardware selections are available in the following colors:



*4-Panel Patio Doors automatically use locking exterior hardware with their standard Multipoint Locking System.

FEATURES | OPTIONS | SIZING

Grids *Optional*

GBG (Grids Between Glass) consist of aluminum bars sealed in the insulating airspace between the two panes of glass, maintaining a flat glass pane surface that makes cleaning easy. GBG grids on two-tone windows are available with matching interior and exterior colors.*

SDL (Simulated Divided Lites) are attached to the insulated glass surface, creating additional dimension and the appearance of individual lites. Interior grids are available in a Euro-White or Laminate. External grids are available in Euro-White or colors to match products exterior.**

* Nicol's Black available in Euro-White two-tone 1/16" Contour Grid ONLY. Custom Colors are not available for GBG.

**Available for double pane only. Not available for triple pane glass.



Flat Grids Between Glass (GBG)



Contour Grids Between Glass (GBG)



Simulated Divided Lites (SDL)

TYPE



5/8" Flat GBG
Euro-White/Euro-White & Almond/Almond Only.



1 1/16" Contour GBG



13/16" Flat GBG
Euro-White Only.




1" Contour GBG
*Double IGU Only, Euro-White Only.




7/8" SDL
*Double IGU Only.

PATTERN



Colonial



Prairie



Diamond

Available only with 5/8" Flat (GBG).

Specialty Glass *Optional*

OKNA offers specialty glass in a variety of distinctive choices that add visual interest to any design while offering variability in light control. Shown at right is our Obscure textured glass. With a range of options at your fingertips, you can find the glass choice for your application and aesthetic, from traditional to modern. Here are available glass options:

Tempered

For increased strength

Custom Configuration

For more aesthetic choices

Laminated

For increased impact resistance and noise reduction

Textured

For increased privacy (See right.)



Obscure



OKNA Windows are backed by the Lifetime Transferable Limited Warranty. Please ask your certified dealer for details on coverage.



HARDWARE Finishes

OKNA Enviro-Star Series offers a wide selection of hardware finishes that harmonize well with any interior design.

DOUBLE HUNG & SLIDER Hardware Finish Selection



Metal handle, available in five finish options... gives a refined, traditional look.



Euro-White
Standard



Adobe Gray
Standard on All Laminates
Except Onyx Black



Brushed Nickel
Optional



Antique Brass
Optional
(Shown Above)



Matte Bronze
Optional
(Standard on Onyx Black Laminate)



Onyx Black

is the new interior color laminate option for windows & patio doors.

OKNA answers the great and popular demand for black interiors with this new laminate option. Euro-White exterior and Matte Bronze hardware come standard, with other color options available for exterior paint and hardware at an additional charge.

*Select areas of our products are not laminated to ensure proper operation. Not available for Elegante Patio Doors | 8800PD.



Custom Colors

provide nearly limitless exterior options for windows & patio doors.



COLOR Selections

OKNA provides options to laminate interiors of Standard Euro-White vinyl and/or paint exteriors to customize the look of your home. Custom exterior colors provide nearly limitless possibilities, with environmentally safe, durable, and long-lasting paint finish.

SOLID VINYL

Euro-White Standard

INTERIOR LAMINATE

Natural Optional

Winchester Optional

Cognac Optional†

Melrose Cherry Optional

Dark Oak Optional

Onyx Black Optional*

EXTERIOR PAINT

Almond Optional

Sandstone Optional*

Terra Brown Optional**

Cocoa Optional

Basic Brown Optional**

Bronze Optional

Nicol's Black Optional**

Custom Colors Optional

* Not available for Elegante Patio Doors | 8800PD. ** Surcharge applied for painted screens. †Not available for Patio Doors.
All colors except Euro-White are available at an additional charge. All painted Double Hung and Sliding Windows must have a full screen.
Printed colors may not match the product's color. Please visit a local dealer to view color samples.

The Glass Unit

The glass unit is one of the most important elements of your new window. It is about 90% of the whole window. Your decision will dramatically affect your living comfort and expenses for many years.

Examples of Condensation

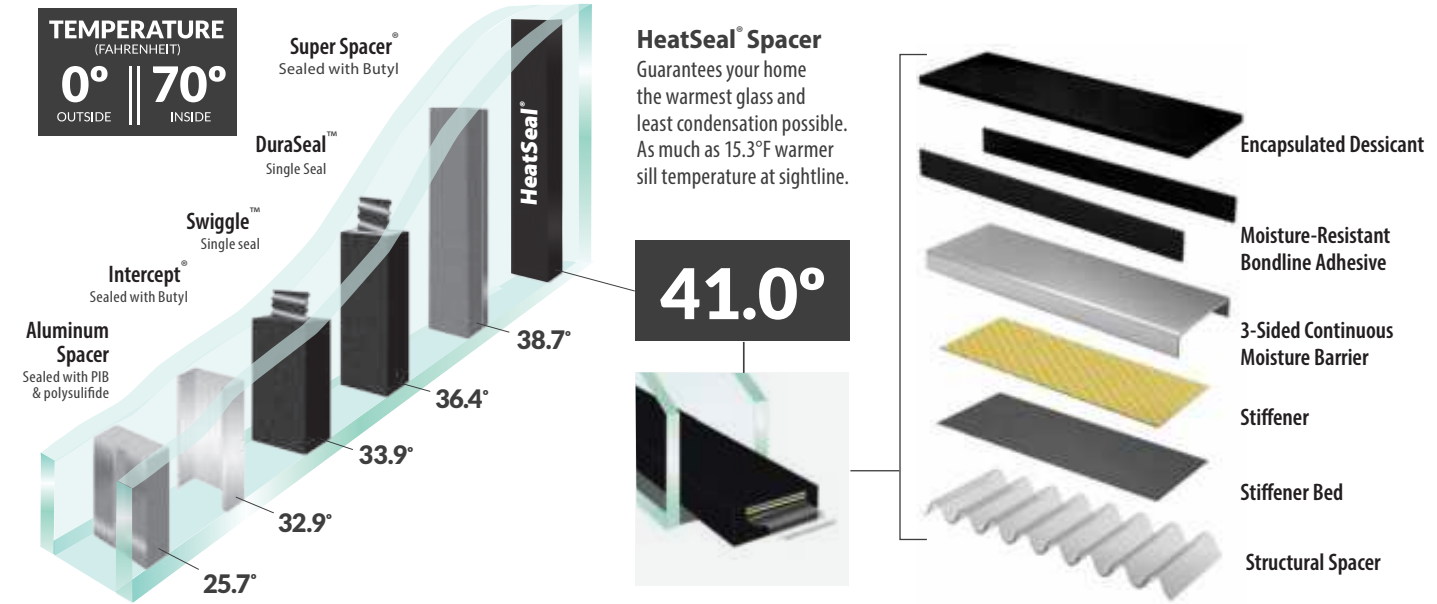
Excess condensation will cause water, ice, and mold to collect on your windows. A good quality spacer can significantly reduce the risk of condensation and its aftermath.



High Performance HeatSeal® Spacer

The glass panes are separated by a spacer. A spacer is the piece that is located between panels of glass in an insulating glass system. Its main function is to seal the gas space between them. The majority of windows, unlike OKNA Windows, are made with metal spacers. The main disadvantage to metal spacers is energy loss and condensation.

Our HeatSeal® Spacer and sealant system is made with six individual non-metallic components. Produced in a controlled factory setting the spacer comes ready to use, out of the box; no assembly and no adding other components. Used in OKNA’s state-of-the-art robotic assembly line, our spacer is applied with a one-step process where units are sealed using heat and compression. Our HeatSeal® Spacer guarantees your home the warmest glass and least condensation possible.



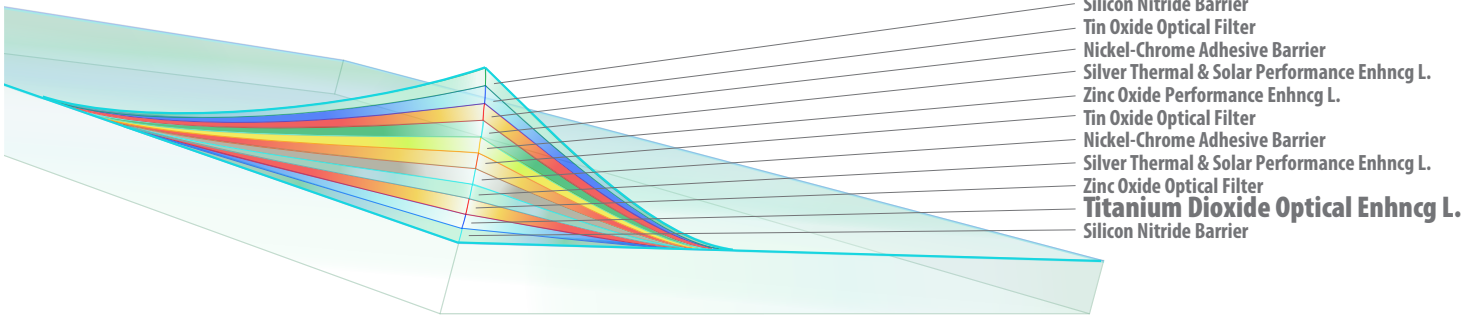
HeatSeal® Spacer
Guarantees your home the warmest glass and least condensation possible. As much as 15.3°F warmer sill temperature at sightline.

- Encapsulated Dessicant
- Moisture-Resistant Bondline Adhesive
- 3-Sided Continuous Moisture Barrier
- Stiffener
- Stiffener Bed
- Structural Spacer

Super Spacer® is a registered trademark of Edgetech I.G., Inc./ • Intercept® is a registered trademark of PPG Industries, Inc.DuraSeal is a registered trademark of TruSeal Technologies, Inc. Swiggle is a registered trademark of TruSeal Technologies, Inc. Simulation performed by Enemodal engineering, Ltd. using Window 5.2. All air spaces are 0.562" wide 0.033 emittance low-E glass.




High Performance Reflective Glass Coatings

HeatSeal® heat reflective glass coatings are microscopically thin layers of metal & metal oxide that act like a filter – some energy is transmitted, and some energy is reflected.



Glass Options

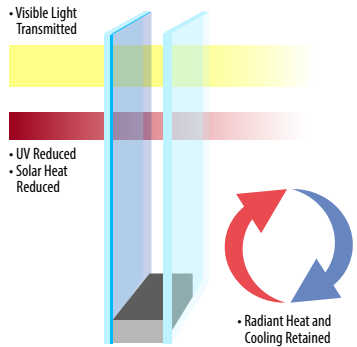
When deciding on what glass package to choose, keep your environment in mind. Do you live in an area that it is mainly sunny and warm, or one that has cold and warm weather? No matter what the answer is, we have a glass coating available to fit your needs. Our HeatSeal® glass is perfect for areas that tend to have fluctuating temperatures in the seasons. It helps to keep the warm air in during the winter and protect your home from the heat of the sun in the summer. For those who deal with warmer climates throughout the year, our SunSeal® glass will help block the heat from sunlight to keep your house cooler.

			
Clear Glass	HeatSeal® Coated Glass	SunSeal® Coated Glass	
<hr data-bbox="1678 457 2051 457"/>			
(AR)	(KR)	(DP)	(TP)
Argon Gas	Krypton Gas	Double Pane	Triple Pane

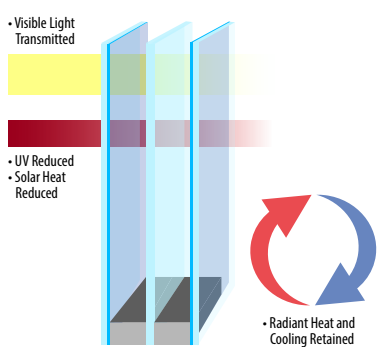


	Clear Glass	HeatSeal® (DP) (AR)	SunSeal® (DP) (AR)	HeatSeal® Triple Glass (TP) (AR)	HeatSeal® Triple Glass (TP) (KR)
U-Factor <i>Measures the rate of heat transfer and tells you how well a window insulates.</i>	√	√√√	√√√	√√√√	√√√√√
Solar Heat Gain Coefficient <i>How well a window blocks heat from the sun.</i>	√	√√√	√√√√√	√√√√	√√√√
Visible Light Transmittance <i>The amount of visible light that comes through a window.</i>	√√√√√	√√√√	√√√	√√√	√√√
UV Protection <i>How well a window protects against ultraviolet rays.</i>	√	√√√	√√√√	√√√√√	√√√√√

HEATSEAL® GLASS

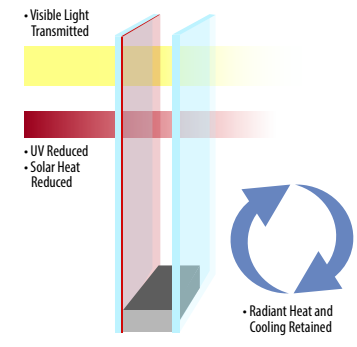


HEATSEAL® TRIPLE GLASS



In climates where heating and cooling are the primary concern, HeatSeal® Glass products are designed to take advantage of free solar heat, resulting in higher inside glass temperature. Passive solar and thermal insulation reduce the draft sensation caused by cold glass surfaces, providing windows that reduce heating costs.

SUNSEAL® GLASS



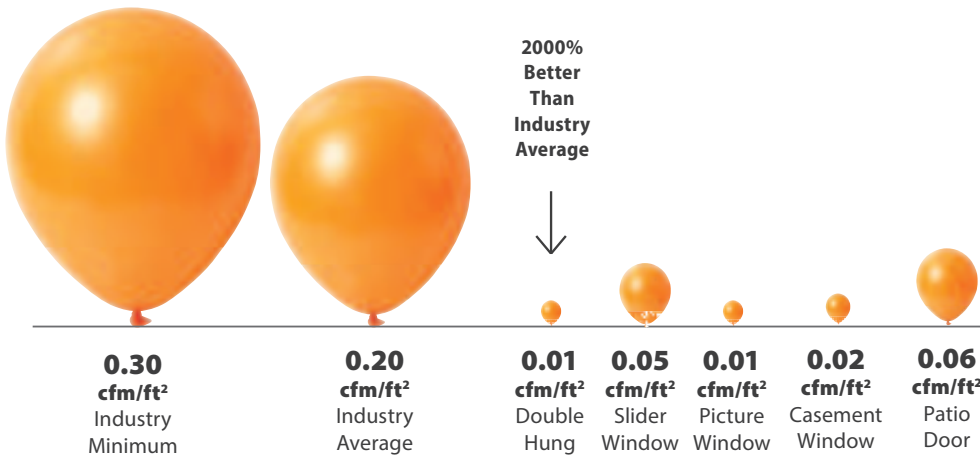
In climates where cooling is your main concern, SunSeal® Glass products are designed to reduce solar heat while still providing color neutrality. This solar control property, combined with thermal insulating benefits, results in beautiful, natural-looking glass that helps keep air conditioning costs low.

When you purchase a window or patio door that is advertised as the most energy efficient, you want to be sure the claims are based on facts, certified by a truly independent and objective authority. Their unbiased test results educate purchasers allowing them to make a more educated choice.

Air Infiltration

Air Infiltration/drafts is a term used to describe the air leaking into or out of your home through the window frames. The graph shows the amount of air in cubic feet that may come through the window at speeds of 25mph.

The results are based on a tested window sample by AAMA testing window guidelines. Title of Test & Method: Air Infiltration - ASTM E 283 75 PA - (1.6 psf) 25 mph.



STRUCTURAL PERFORMANCE

	Industry Minimum	DH800	SL820	PW810
AAMA Rating Residential Grade Performance for air/water/structural.	R15	R60	R50	R50
Air Infiltration (cfm/ft²) at speeds of 25mph.	0.30	0.01	0.05	0.01
Water Penetration (MPH) 8" per hour.	33	59	62	62
Structural Integrity Design Pressure (DP) Wind (mph) durability before breaking.	94mph	187mph	171mph	171mph

Numbers are subject to change depending on size of window.

The **ENERGY STAR Most Efficient** designation is an extension of the ENERGY STAR brand and is designed to recognize and advance the most efficient products among those that qualify for the ENERGY STAR. This recognition is offered for specific categories and awarded for a specific year. The goal of this effort is to encourage new, more energy-efficient products into the market more quickly by targeting early adopters.

Each year, EPA will establish criteria for specific product categories to earn Most Efficient recognition. Products that are recognized as ENERGY STAR Most Efficient must already qualify for the ENERGY STAR label.

OKNA Windows products within this series have been recognized as the **Most Efficient of ENERGY STAR 2025**.



All OKNA windows and doors meet rigorous fenestration standards. Certification is performed by **The Keystone Certification Program** that is ANSI-accredited to ensure that our products are manufactured as represented by their certifications, which are based on tests performed by accredited laboratories in accordance with the AAMA/WDMA/CSA 101/IS2/A440 – North American Fenestration Standard (NAFS). The NAFS standard defines a rating scale for fenestration product performance, and requires that components used in window & door assemblies also meet stringent component standards. Certification includes annual inspections to ensure the factory quality management system also meets rigid standards - that translates to homeowner peace of mind.

Look for the OKNA Windows/Patio Doors Gold Keystone Certification Label.



THERMAL PERFORMANCE PACKAGES

HEATSEAL® DELUXE DOUBLE PANE GLASS UNIT LOW-E GLASS ARGON GAS FOAM-FILLED EXTRUSIONS LOCKING SCREEN	HEATSEAL® TRIPLE DELUXE XR15 TRIPLE PANE GLASS UNIT LOW-E GLASS ARGON GAS FOAM-FILLED EXTRUSIONS LOCKING SCREEN	HEATSEAL® TRIPLE DELUXE XR10 TRIPLE PANE GLASS UNIT LOW-E GLASS KRYPTON GAS FOAM-FILLED EXTRUSIONS LOCKING SCREEN	SUNSEAL® DELUXE DOUBLE PANE GLASS UNIT HIGH PERFORMANCE GLASS ARGON GAS FOAM-FILLED EXTRUSIONS LOCKING SCREEN

THERMAL PERFORMANCE

Please use the QR code or the text link to access the most up-to-date thermal performance numbers for the 800 Series, Casement, and Patio Doors.

DOUBLE HUNG DH800	SLIDER SL820	PICTURE PW810	CASEMENT CA700	PATIO DOOR 8800PD/8200PD	PATIO DOOR 9000PD/9200PD

XR9: Triple pane glass, 15/16" XR10: Triple pane glass, 15/16" XR15: Triple pane glass, 1-1/16" AG: Argon Gas KR: Krypton Gas
Numbers are based off of windows tested without grids.
The results are based on a tested window sample by AAMA testing window guidelines. Title of Test & Method: Air Infiltration - ASTM E 283 75 PA - (1.6 psf) 25 mph.



All illustrations, photographs, and specifications in this publication are based on the latest product information available at the time of printing. Some windows shown with optional features. See actual product for complete accuracy. The manufacturer reserves the right to alter or discontinue any model or specification without notice. Printed colors may not match the product's actual color. Please visit a local dealer to view actual color samples.



06/2025

OKNA Windows | 400 Crossings Drive, Bristol, PA 19007 | P **215-788-7000** F **215-781-1166** | oknawindows.com