

ECO•PRO



600 Series by OKNA Windows



OKNA



DOUBLE HUNG

For many years, our engineers have worked on providing our customers with a product that contains the best features available in our other vinyl series.

Eco-Pro | 600 Series Double Hung Windows give you excellent energy efficiency and finishing options... like our most popular laminates and exterior colors, to match any style ranging from quaint to extravagant architecture. With our slim profile, we are maximizing the visible glass area on all products, giving you the best views from your home. By combining all of these features, our product will stand the test of time in your home and will never go out of style.

Available in Replacement and New Construction applications.

WHAT DOES IT MEAN FOR US TO BE


GREEN?

IN THE 30+ YEAR PURSUIT OF ENERGY-EFFICIENT FENESTRATION


OKNA WINDOWS PURSUES



DOUBLE HUNG



- A Weatherstripping**
A key component to this interlock, helping to provide an airtight seal.
- B One Piece Sloped Sill with Dual Dam Leg (Sash and Sill Interlock)**
Makes windows structurally stronger; reducing air infiltration and chimney effect drafts.
- C Multichambered Extrusion**
Improves thermal efficiency.



Additional High Density Composite Reinforcement
Reinforcement inside the locking sash makes our windows structurally stronger than others available on the market.



Sill Dam Wall
Mortised into the jamb adding strength and lowering the possibility of leaks that may occur at corner seals.

WOCD (Window Opening Control Device) *Optional*

As of 2018, more states are adapting this feature into their window manufacturing and installation regulations. When activated, the device will allow the window to be opened no more than four inches. If you would like to open the window fully, you can deactivate the device and when you close the window the device automatically reactivates.

Available in White and Almond.

Only available on Double Hung windows.



Precise Engineering

This product is built with full 3¼" depth uPVC fusion welded frame and sashes, combined with state-of-the-art manufacturing to give our customers a window that is structurally sound and energy efficient. Our windows use triple weatherstripping to provide low air infiltration, our HeatSeal® warm edge spacer system for drastic reduction in possible condensation inside the window, and insulated extra-strength glass to increase strength and sound reduction.

Beautifully Designed Metal Handle

Push Button Spring-Loaded Vent Latches
Vent latches not available on laminates.




Slim Profile Sash Lock

Fully Integrated Lift Rail

Balance System (Double Hung)

PowerLift (Block-and-Tackle) balance system used in our windows can achieve life cycles as high as 28,000 cycles. Constant Force commonly used by other window manufacturers only achieves 5,000 cycles.*

Constant Force



*Based on test performed by BSI Hardware-Amesbury Group



SLIDER



1




- **Fully Welded 3¼" Depth uPVC Fusion Welded Frame and Sashes** with a beveled colonial exterior featuring curves that are not only beautiful, but also allow for maximum weld surface resulting in exceptional strength and years of long-lasting performance. (Img. 1)
- **HeatSeal® Warm Edge Spacer System** for excellent thermal efficiency and drastic reduction in the possibility of condensation on the inside of the window.
- **The Slider Features a Handle Style** based on traditional wood windows. (Img. 2)
- **Fiberglass Mesh Half Screen** standard on all windows.
- **Standard Factory Bumpers** are installed for a quieter operation.
- **OKNA Windows Offers 2-Lite and 3-Lite Sliding Windows**
Available in Replacement and New Construction applications.
- **Standard Brass Wheels** allows the slider to smoothly glide across its track.
- **Optional EZ Glide System** improves operation especially with oversized and triple-pane units.
- **Push Button Spring-Loaded Vent Latches** allow both window sashes to remain partially open for ventilation.
Vent latches not available on laminates.

2




Smooth Glide System *Standard*

High-quality brass wheels allow the slider to smoothly glide across its track.



EZ Glide System *Optional*

This system contains an anodized aluminum track and precision ball-bearing wheels for smoother glide and operation especially with oversized and triple-pane units.



HARDWARE Finishes

OKNA Eco-Pro | 600 Series offers a wide selection of hardware finishes that harmonize well with any interior design.

DOUBLE HUNG & SLIDER Hardware Finish Selection



Brushed Nickel
Optional | **Melrose Cherry Finish**
Optional



Euro-White
Standard



Almond
Standard for Solid Almond Windows



Adobe Gray
Standard on Laminates Except Onyx Black



Cocoa
Optional on All Laminates



Antique Brass
Optional



Matte Bronze
Optional
(Standard on Onyx Black Laminate)


COLOR Selections

OKNA Windows offers four beautiful internal laminates in addition to our solid Almond and standard Euro-White to give your home a distinct look. We also offer seven optional exterior stock colors and custom exterior colors from a virtually unlimited selection of paints. Our paints are environmentally safe and durable, giving your exterior a vibrant and long-lasting color finish.

Solid Color

Same Interior and Exterior Colored Vinyl

VINYL




Euro-White
Standard | **Almond**
Optional

Two-Tone

Different Interior and Exterior Color

INTERIOR LAMINATES



Winchester
Optional | **Melrose Cherry**
Optional | **Dark Oak**
Optional | **Onyx Black**
*Optional**

Exterior Painted Colors



Almond
Optional | **Sandstone**
*Optional*** | **Terra Brown**
*Optional*** | **Cocoa**
Optional | **Basic Brown**
*Optional*** | **Bronze**
Optional | **Nicol's Black**
*Optional*** | **Custom Colors**
Optional

** Not available for Elegante Patio Doors | 8800PD. ** Surcharge applied for painted screens.*
All colors except Euro-White are available at an additional charge. All painted Double Hung and Sliding Windows must have a full screen.
Printed colors may not match the product's color. Please visit a local dealer to view color samples.

ONYX

Onyx Black

is the new interior color laminate option for windows & patio doors from OKNA.



OKNA answers the great and popular demand for black interiors within this series. Euro-White exterior and Matte Bronze hardware come standard, with other color options available for exterior paint and hardware at an additional charge. Shown at right with optional Antique Brass hardware.



**Select areas of our products are not laminated to ensure proper operation. Not available for Elegante Patio Doors | 8800PD.*



CASEMENT

- **OKNA Casement Windows** open fully for maximum ventilation and easy cleaning from inside the home.
- **Full 3¼" Depth uPVC Fusion Welded Frame and Sashes**
- **A Progressive Multipoint Locking System** allows for a weathertight seal by drawing the sash firmly and securely to the master frame. The multipoint locking system also offers added security by providing additional points of reinforcement on the window.
- **Coastal Hardware** available for coastal regions.



HARDWARE Options (Casement)

Casement windows come standard with a folding crank handle. Not only do they minimize the interference with blinds and other window treatments, but they also add that extra wow factor to complete your window order! OKNA Euro-White windows come standard with Euro-White hardware. Laminated windows will come standard with our Adobe Gray hardware, except for Onyx Black... coming standard with Matte Bronze. These options can be upgraded with the other hardware finishes for an extra fee.



Antique Brass
Optional



Euro-White
Standard



Almond
Standard on Solid Almond



Cocoa
Optional on All Laminates



Adobe Gray
Standard on Laminates Except Onyx Black



Brushed Nickel
Optional



Matte Bronze
Optional (Standard on Onyx Black Laminate)



AWNING

Our Awning Windows offer a sleek, contemporary look and are practical in areas with obstructions. They can be used individually and as part of multiwindow configurations.







BAY & BOW



Superior Construction

No other manufacturer has a greater commitment to quality than OKNA Windows. Our new, redesigned Bay & Bow Windows have incorporated the latest innovation in fenestration technology to provide a window that is energy efficient, functional, and beautiful.

- **2” Insulated Head and Seat Board** with Furniture Grade Veneer and Standard 1 ¼” jamb. (Img 1)
- **Water Penetration Barrier** below each window and mullion (Img 2)
- **Silicone Free Interior and Exterior** (Img 3)
- **Standard Foam Insulated Mullions with Threaded Steel Rod** (Img 4)



BOW

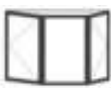
Myriad of Configurations

Bay & Bow Windows are one of the most popular ways to give your room more light and space without adding square footage. These windows lend charm and beauty to any room. They are ideal for creating eating nooks, bath surrounds, and mini greenhouses. When it comes to Bay & Bow Windows, OKNA Windows really does have it all and it’s because our Bays & Bows are made to order. For the side units of your Bay & Bow Windows, you can choose from 4 different degree angles to achieve the look you desire. Once you’ve chosen the angle, we can build Bay or Bow Windows in an endless variety of sizes.

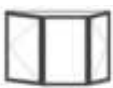
CASEMENT=CA PICTURE=PW DOUBLE HUNG=DH



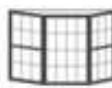
BAY



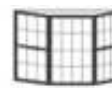
30°
CA-PW-CA



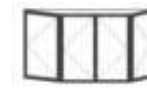
45°
CA-PW-CA



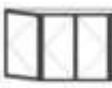
30°
DH-PW-DH



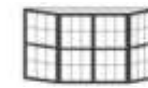
45°
DH-PW-DH



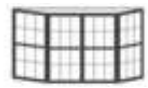
30°
CA-CA-CA-CA
(Custom)



45°
CA-CA-CA-CA
(Custom)



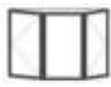
30°
DH-DH-DH-DH
(Custom)



45°
DH-DH-DH-DH
(Custom)



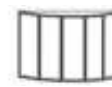
BOW



10°
CA-PW-CA
(Custom)



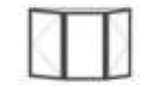
10°
PW-CA-CA-CA-PW



10°
PW-PW-PW-PW



10°
CA-CA-PW-CA




15°
CA-PW-CA
(Custom)



15°
PW-CA-CA-CA-PW



15°
PW-PW-PW-PW



15°
CA-CA-PW-CA



GARDEN

- **Fully Welded, Rigid uPVC Vinyl Frame** for greater strength and stability.
- **Aluminum and Steel Reinforcements** in the front mullion.
- **The Multipoint Locking System** provides a tighter seal and added security.
- **Twin Sealing/Fully Screened/ Operating Casements** with external glazing for improved weather protection.
- **Glass Shelf with Steel Support System** is available for units over 42”.
- **Window Shipped Completely Assembled** for easy installation.
- **AAMA Certified DP-50 (R50) Rating** for units ≤ 63” x 63”.





2-PANEL

ELEGANTE

The Elegante | 8800 Patio Doors are an ideal solution for adding light to any room while making the most of limited space. Available in replacement and new construction applications, this elegant design combines the security of structural integrity and the comfort of energy efficiency. A host of options increase the versatility of this product. Elegante Patio Doors are available in Standard Euro-White, Optional Almond, and our beautiful optional wood laminates.

Standard 2-panel unit widths include 59¼", 71¼", & 95¼".




FORESTER


The perfect blend of beauty and functionality. Our Forester | 8200 Patio Doors combine our incredible structural and thermal performance features while maintaining the traditional look of a true wood door. This door is built using a butt-joint weld, showcasing traditional joinery with the benefits of advanced fusion welding. Forester is available in Standard Euro-White, Optional Almond, and our beautiful laminates.

Standard 2-panel unit widths include 59¼", 71¼", & 95¼".

FEATURES & OPTIONS FOR **ELEGANTE **, **FORESTER **, **PANORAMA ** **E ** **F **, & UNLESS OTHERWISE NOTED.



Anodized Aluminum Track/Threshold
Screen & roller tracks and threshold for increased strength, durability, and longevity.



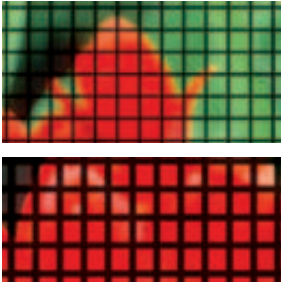
Interlocking Meeting Rail
Quadruple weatherstripping, controls air/water/dust/noise infiltration. Full-length heavy gauge reinforcements for rigidity and strength.



Thermally Welded Main Frame
Multichambered 5½" main frame, superior strength and insulation. Better thermal efficiency with optional foam.



Precision-Bearing Tandem Rollers
Operating panels are equipped with adjustable, precision bearing tandem rollers for smooth and quiet operation.



ThruVision PLUS[®] Screens
Our fiberglass improved-visibility screen (above), providing both durability and a less obstructed view than the industry average (below).

Patio Door Pet Screen *Optional*

"Pet Screen" is seven times stronger than traditional insect screening and offers excellent outward visibility. Ideal for those areas prime for potential damage and heavy wear in high-traffic areas.



Multipoint Locking System *Optional*

Upgrade with optional Multipoint Locking System*, with four locking points for added security and used with locking exterior hardware only.

**Multipoint Locking System are standard with 4-panel Patio Doors.*

Foot Lock *Optional*

Our push button spring-loaded foot lock is easy to lock and can be set to allow ventilation while having extra security.

Available in:



Euro-White



Almond



Cocoa




Black**

***Available for Onyx Black 8200/9200 only.*

Retractable Mini Blinds *Optional*

Installed between the glass, retractable Mini Blinds allow light and privacy control by raising, lowering, and adjusting tilting.

Available on Elegante and Forester Patio Doors, for 5' & 6' only.





PATIO

PANORAMA

E



F



4 PANELS • CENTER-OPENING • MULTIPOINT LOCKING SYSTEM



Panorama joins the Patio Door Collection, offering a center-opening, 4-panel unit for replacement or new construction applications, with Multipoint Locking System that provides four locking points for increased security. Panorama is available with **ELEGANTE** 9000PD corner welding (E, above) or **FORESTER** 9200PD butt joints (F, below), for a traditional true-wood appearance. Available in Euro-White, Almond, and our beautiful wood and Onyx Black* laminates.

Catalogue 4-panel unit widths include 107 1/4", 116 1/8", & 140 1/8".

Maximum custom width 144". Maximum custom height 96".

Standard Multipoint Locking System and Euro-White hardware.

Available in Euro-White, Almond, and our beautiful wood and Onyx Black laminates.

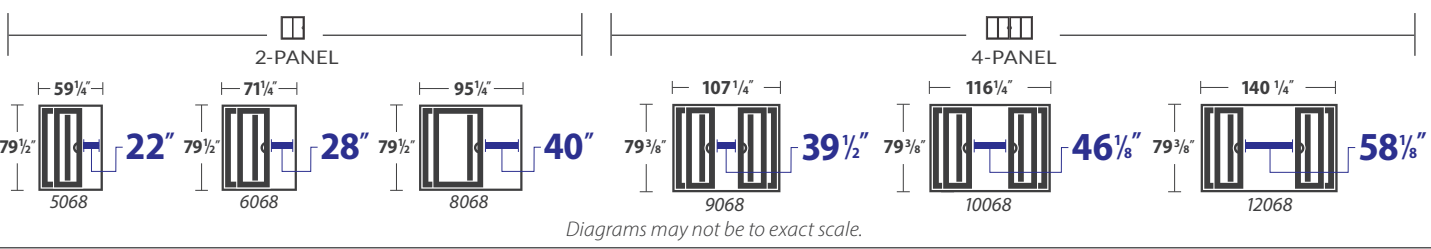
**Onyx Black not available for Elegante | 8800PD or Panorama E | 9000PD.*



TAKE A GOOD, LONG

LOOK

CATALOGUE SIZES & CLEAR OPENINGS



Merit Lock System

Our standard is a classic patio door handle that will match any home decor.



Euro-White
Standard

Almond
Standard on Winchester

Cocoa
Standard on Melrose Cherry and Dark Oak



Antique Brass
Optional

Brushed Nickel
Optional

Matte Bronze
Optional (Standard on Onyx Black Laminate)

Coastal hardware available for coastal regions.

Intuition Lock System

The ergonomic ONE-MOTION operation allows unlock/open in a single fluid motion.



Euro-White
Standard

Almond
Standard on Winchester

Cocoa
Standard on Melrose Cherry and Dark Oak



Antique Brass
Optional

Brushed Nickel
Optional

Matte Bronze
Optional (Standard on Onyx Black Laminate)

Exterior Hardware

We offer two options for exterior hardware on your patio door, locking and non-locking*.

If you have a custom exterior color on your patio door, we will pick one of the hardware options to best match the color.

Exterior hardware selections are available in the following colors:



*4-Panel Patio Doors automatically use locking exterior hardware with their standard Multipoint Locking System.

FEATURES | OPTIONS | SIZING


Grids *Optional*

GBG (Grids Between Glass) consist of aluminum bars sealed in the insulating airspace between the two panes of glass... maintaining a flat glass pane surface that makes cleaning easy. GBG grids on two-tone windows are available with matching interior and exterior colors.*

SDL (Simulated Divided Lites) are attached to the insulated glass surface, creating additional dimension and the appearance of individual lites. Interior grids are available in a Euro-White or Laminate. External grids are available in Euro-White or colors to match products exterior.**

* Nicol's Black available in Euro-White two-tone 1/16" Contour Grid ONLY. Custom Colors are not available for GBG.

**Available for double pane only. Not available for triple pane glass.



Flat Grids Between Glass (GBG)

Contour Grids Between Glass (GBG)

Simulated Divided Lites (SDL)

TYPE



5/8" Flat GBG
Euro-White/Euro-White & Almond/Almond Only.


1 1/16" Contour GBG

13/16" Flat GBG
Euro-White Only.

1" Contour GBG
*Double IGU Only, Euro-White Only.

7/8" SDL
*Double IGU Only.

PATTERN



Colonial

Prairie

Diamond
Available only with 5/8" Flat (GBG).

Specialty Glass *Optional*

OKNA offers specialty glass in a variety of distinctive choices that add visual interest to any design while offering variability in light control. Shown below is our Obscure textured glass. With a range of options at your fingertips, you can find the glass choice for your application and aesthetic, from traditional to modern. Here are available glass options:

- Textured**
For increased privacy

Tempered
For increased strength

Laminated
For increased impact resistance and noise reduction

Custom Configuration
For more aesthetic choices



Obscure



OKNA Windows are backed by the Lifetime Transferable Limited Warranty. Please ask your certified dealer for details on coverage.



The Glass Unit

The glass unit is one of the most important elements of your new window. It is about 90% of the whole window. Your decision will dramatically affect your living comfort and expenses for many years.

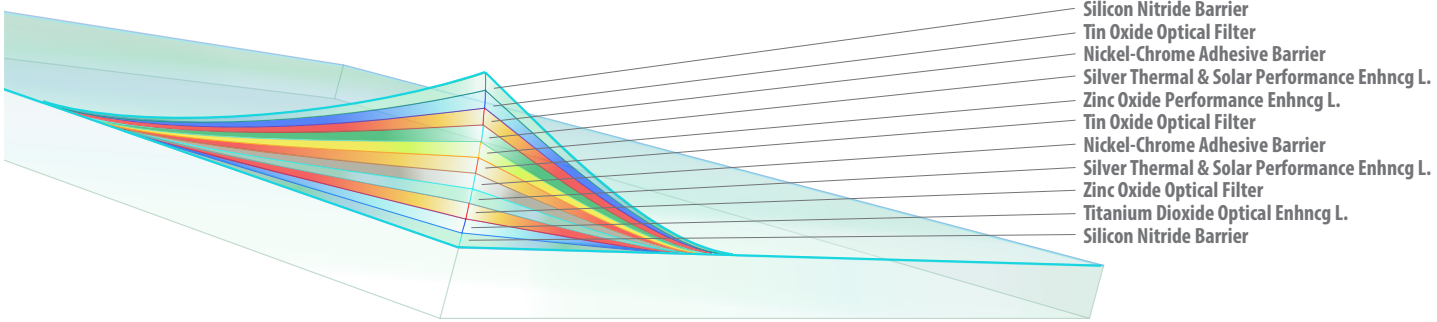
Examples of Condensation

Excess condensation will cause water, ice, and mold to collect on your windows. A good quality spacer can significantly reduce the risk of condensation and its aftermath.



High Performance Reflective Glass Coatings

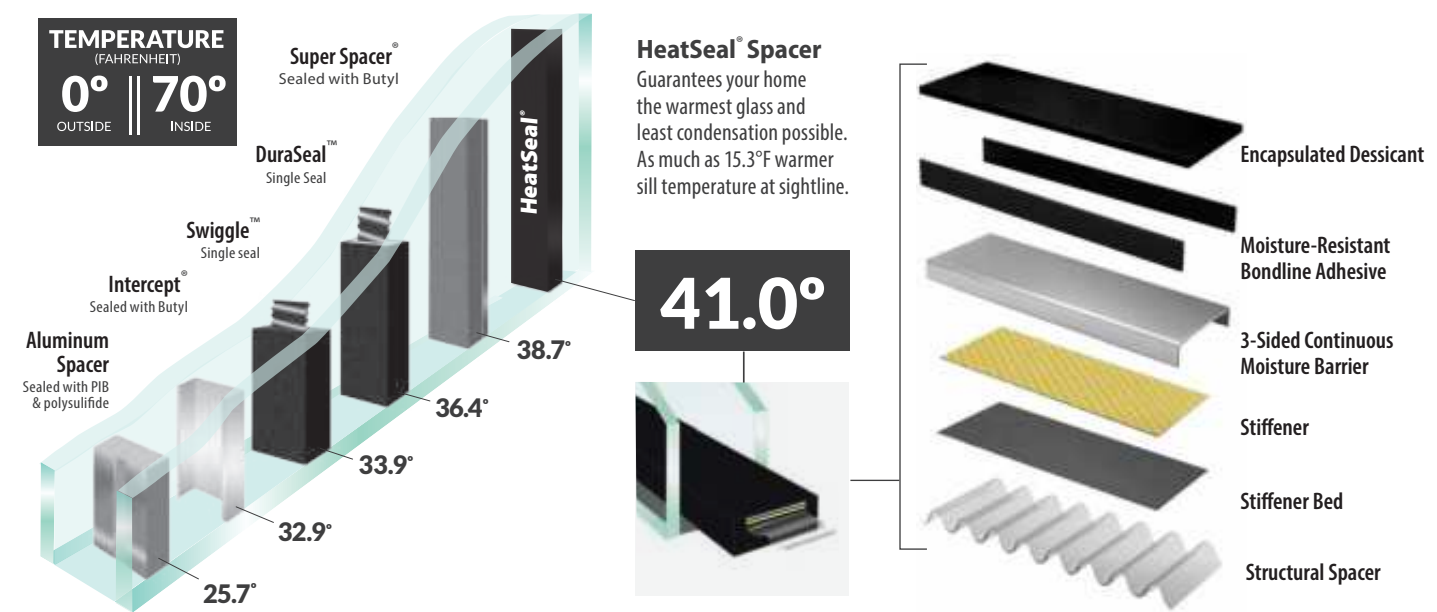
HeatSeal® heat reflective glass coatings are microscopically thin layers of metal & metal oxide that act like a filter – some energy is transmitted, and some energy is reflected.



High Performance HeatSeal® Spacer

The glass panes are separated by a spacer. A spacer is the piece that is located between panels of glass in an insulating glass system. Its main function is to seal the gas space between them. The majority of windows, unlike OKNA Windows, are made with metal spacers. The main disadvantage to metal spacers is energy loss and condensation.

Our HeatSeal® Spacer and sealant system is made with six individual non-metallic components. Produced in a controlled factory setting the spacer comes ready to use, out of the box; no assembly and no adding other components. Used in OKNA’s state-of-the-art robotic assembly line, our spacer is applied with a one-step process where units are sealed using heat and compression. Our HeatSeal® Spacer guarantees your home the warmest glass and least condensation possible.



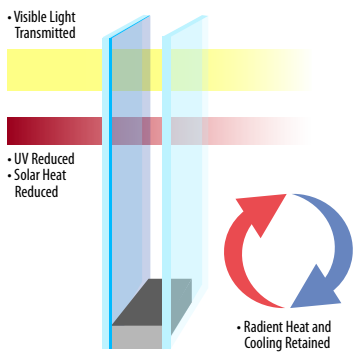
Super Spacer® is a registered trademark of Edgetech I.G., Inc./ Intercept® is a registered trademark of PPG Industries, Inc.DuraSeal is a registered trademark of TruSeal Technologies, Inc. Swiggle is a registered trademark of TruSeal Technologies, Inc. Simulation performed by Enemodal engineering, Ltd. using Window 5.2. All air spaces are 0.562" wide 0.033 emittance low-E glass.

Glass Options

When deciding on what glass package to choose, keep your environment in mind. Do you live in an area that it is mainly sunny and warm, or one that has cold and warm weather? No matter what the answer is, we have a glass coating available to fit your needs. Our HeatSeal® glass is perfect for areas that tend to have fluctuating temperatures in the seasons. It helps to keep the warm air in during the winter and protect your home from the heat of the sun in the summer. For those who deal with warmer climates throughout the year, our SunSeal® glass will help block the heat from sunlight to keep your house cooler.

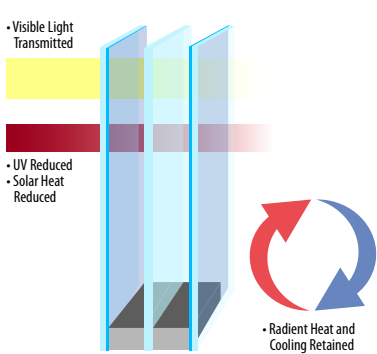
	Clear Glass	HeatSeal® Coated Glass	SunSeal® Coated Glass		
	(AR)	(KR)	(DP)	(TP)	
	Argon Gas	Krypton Gas	Double Pane	Triple Pane	
	Clear Glass	HeatSeal® (DP) (AR)	SunSeal® (DP) (AR)	HeatSeal® Triple Glass (TP) (AR)	HeatSeal® Triple Glass (TP) (KR)
U-Factor <i>Measures the rate of heat transfer and tells you how well a window insulates.</i>	√	√√√	√√√	√√√√	√√√√√
Solar Heat Gain Coefficient <i>How well a window blocks heat from the sun.</i>	√	√√√	√√√√√	√√√√	√√√√
Visible Light Transmittance <i>The amount of visible light that comes through a window.</i>	√√√√√	√√√√	√√√	√√√	√√√
UV Protection <i>How well a window protects against ultraviolet rays.</i>	√	√√√	√√√√	√√√√√	√√√√√

HEATSEAL® GLASS

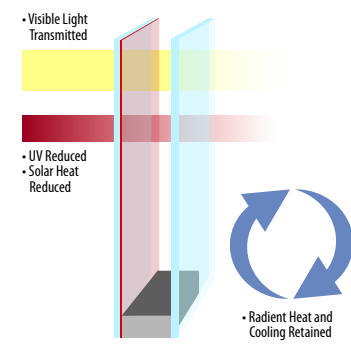


In climates where heating and cooling are the primary concern, HeatSeal® Glass products are designed to take advantage of free solar heat, resulting in higher inside glass temperature. Passive solar and thermal insulation reduce the draft sensation caused by cold glass surfaces, providing windows that reduce heating costs.

HEATSEAL® TRIPLE GLASS



SUNSEAL® GLASS



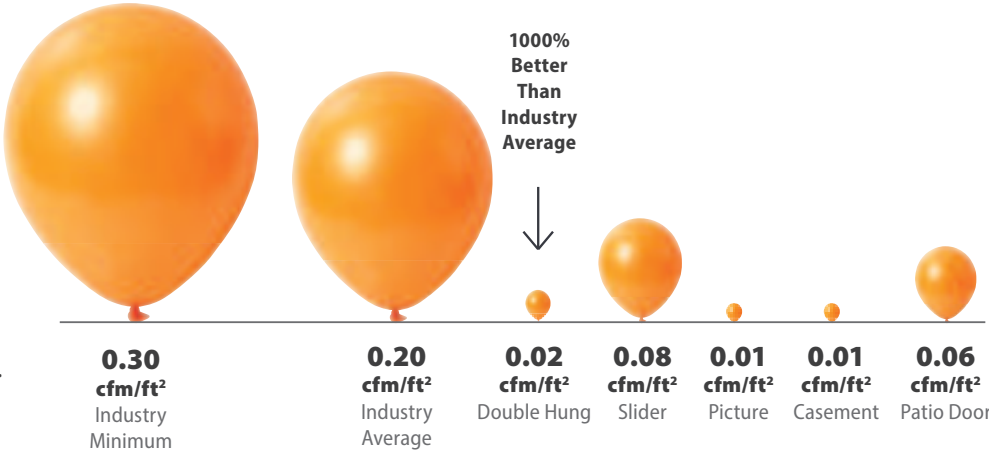
In climates where cooling is your main concern, SunSeal® Glass products are designed to reduce solar heat while still providing color neutrality. This solar control property, combined with thermal insulating benefits, results in beautiful, natural-looking glass that helps keep air conditioning costs low.

When you purchase a window or patio door that is advertised as the most energy efficient, you want to be sure the claims are based on facts, certified by a truly independent and objective authority. Their unbiased test results educate purchasers allowing them to make a more educated choice.

Air Infiltration

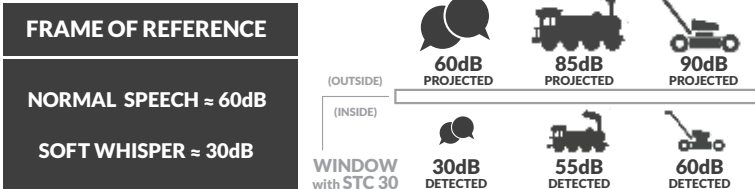
Air Infiltration/drafts is a term used to describe the air leaking into or out of your home through the window frames. The graph shows the amount of air in cubic feet that may come through the window at speeds of 25mph.

The results are based on a tested window sample by AAMA testing window guidelines. Title of Test & Method: Air Infiltration - ASTM E 283 75 PA - (1.6 psf) 25 mph.



STC Ratings

STC (Sound Transmission Class) ratings are scores given for a window’s ability to reduce sound coming through it. The higher the STC Rating, the better the assembly is at reducing noise detected from the other side.



STRUCTURAL PERFORMANCE

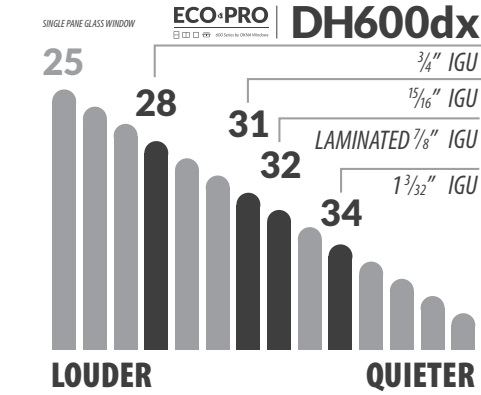
	Industry Minimum	DH600	SL620	PW610
NAFS Rating Residential Grade Performance for air/water/structural.	R15	R50	R40	R75
Air Infiltration (cfm/ft2) at speeds of 25mph.	0.30	0.02	0.08	0.01
Water Penetration (mph) 8" per hour.	33	54	57	66
Structural Integrity Design Pressure (DP) Wind (mph) durability before breaking.	94mph	171mph	153mph	210mph

Numbers are subject to change depending on size of window.

Look for the OKNA Window’s and Patio Door’s Gold Keystone Certification Label

The ENERGY STAR Most Efficient designation is an extension of the ENERGY STAR brand and is designed to recognize and advance the most efficient products among those that qualify for the ENERGY STAR. This recognition is offered for specific categories and awarded for a specific year. The goal of this effort is to encourage new, more energy-efficient products into the market more quickly by targeting early adopters.

Each year, EPA will establish criteria for specific product categories to earn Most Efficient recognition. Products that are recognized as ENERGY STAR Most Efficient must already qualify for the ENERGY STAR label.



All OKNA windows and doors meet rigorous North American Fenestration Standard (NAFS). Certification is performed by The Keystone Certification Program that is ANSI-accredited to ensure that our products are manufactured as represented by their certifications, which are based on tests performed by accredited laboratories in accordance with the AAMA/WDMA/CSA 101/IS2/A440 – North American Fenestration Standard (NAFS). The NAFS standard defines a rating scale for fenestration product performance, and requires that components used in window & door assemblies also meet stringent component standards. Certification includes annual inspections to ensure the factory quality management system also meets rigid standards - that translates to homeowner peace of mind.



OKNA Windows products within this series have been recognized as the Most Efficient of ENERGY STAR 2024.



THERMAL PERFORMANCE PACKAGES

HEATSEAL® DELUXE DOUBLE PANE GLASS UNIT LOW-E GLASS ARGON GAS FOAM-FILLED EXTRUSIONS LOCKING SCREEN	HEATSEAL® TRIPLE DELUXE XR15 TRIPLE PANE GLASS UNIT LOW-E GLASS ARGON GAS FOAM-FILLED EXTRUSIONS LOCKING SCREEN	HEATSEAL® TRIPLE DELUXE XR10 TRIPLE PANE GLASS UNIT LOW-E GLASS KRYPTON GAS FOAM-FILLED EXTRUSIONS LOCKING SCREEN	SUNSEAL® DELUXE DOUBLE PANE GLASS UNIT HIGH PERFORMANCE GLASS ARGON GAS FOAM-FILLED EXTRUSIONS LOCKING SCREEN


THERMAL PERFORMANCE

Please use the QR code or the text link to access the most up-to-date thermal performance numbers for the 600 Series, Casement, and Patio Doors.

DOUBLE HUNG DH600	SLIDER SL620	PICTURE PW610	CASEMENT CA700	PATIO DOOR 8800PD/8200PD	PATIO DOOR 9000PD/9200PD



XR9: Triple pane glass, 15/16" XR10: Triple pane glass, 15/16" XR13: Triple pane glass, 1-3/16", PD Only XR14: Triple pane glass, 1-3/16", PD Only XR15: Triple pane glass, 1-1/16"
AG: Argon Gas KR: Krypton Gas
Numbers are based off of windows tested without grids.
The results are based on a tested window sample by AAMA testing window guidelines. Title of Test & Method: Air Infiltration - ASTM E 283 75 PA - (1.6 psf) 25 mph.



All illustrations, photographs, and specifications in this publication are based on the latest product information available at the time of printing. Some windows shown with optional features. See actual product for complete accuracy. The manufacturer reserves the right to alter or discontinue any model or specification without notice. Printed colors may not match the product's actual color. Please visit a local dealer to view actual color samples.



11/2024

OKNA Windows | 400 Crossings Drive, Bristol, PA 19007 | P **215-788-7000** F **215-781-1166** | oknawindows.com